



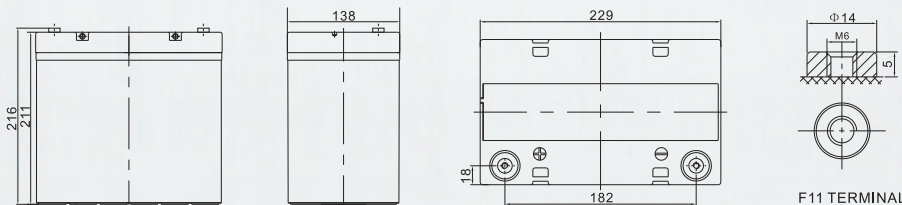
## Specification

Cells Per Unit	6
Voltage Per Unit	12
Capacity	200W@15min-rate to 1.67V per cell @25°C
Weight	Approx. 16.5 Kg (Tolerance ± 3.0%)
Internal Resistance	Approx. 5.7 mΩ
Terminal	F11(M6)
Max. Discharge Current	550A (5 sec)
Short Circuit Current	1350A
Design Life	15 years
Max. Charging Current	16.5 A
Reference Capacity	C10 51.9AH C20 55.0AH
Standby Use Voltage	13.6 V~13.8 V @ 25°C Temperature Compensation: -3mV/°C/Cell
Equalization Voltage	14.6 V~14.8 V @ 25°C Temperature Compensation: -4mV/°C/Cell
Operating Temperature Range	Discharge: -20°C~60°C Charge: 0°C~50°C Storage: -20°C~60°C
Normal Operating Temperature Range	25°C ± 5°C
Self Discharge	RITAR Valve Regulated Lead Acid (VRLA) batteries can be stored for up to 6 months at 25°C and then recharging is recommended. Monthly Self-discharge ratio is less than 3% at 25°C. Please charge batteries before using.
Container Material	A.B.S. UL94-HB, UL94-V0 Optional.

HR ( High Rate ) series Valve Regulated Lead Acid (VRLA) battery is designed for heavy load discharge applications with 15 years design life in float service. By using strong grids, thick plate and specially designed active material. It is with lower I.R, lower self discharge rate, high power, and longer service life. The HR series battery offers 30% more power output than the standby used, such as datacenter, UPS, EPS etc.



## Dimensions



Length	229±2mm (9.02 inches)
Width	138±2mm (5.43 inches)
Height	211±2mm (8.31 inches)
Total Height	216±2mm (8.50 inches)
Terminal	Value
M5	6~7 N*m
M6	8~10 N*m
M8	10~12 N*m

Unit: mm

### Constan Current Discharge Characteristics:

F.V/Time	5MIN	8MIN	10MIN	15MIN	20MIN	30MIN	60MIN	90MIN
1.60V	199.8	165.4	145.0	110.6	90.1	66.4	38.4	27.6
1.67V	181.4	151.7	134.0	103.1	84.6	62.8	36.6	26.4
1.70V	173.6	145.8	129.2	100.0	82.3	61.3	35.9	25.9
1.75V	160.3	135.8	121.1	94.6	78.2	58.7	34.7	25.1
1.80V	146.9	125.8	113.0	89.5	74.5	56.2	33.4	24.3
1.85V	126.1	107.2	95.7	77.0	64.6	49.7	30.2	22.2

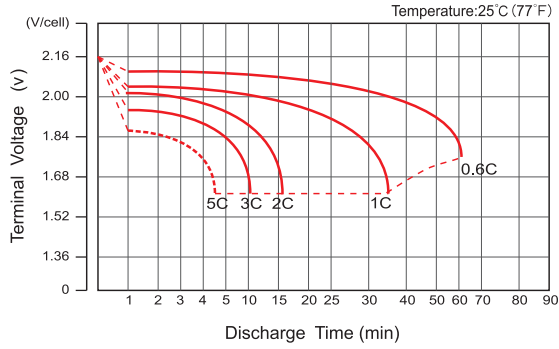
### Constan Power Discharge Characteristics: WPC (25 °C)

F.V/Time	5MIN	8MIN	10MIN	15MIN	20MIN	30MIN	60MIN	90MIN
1.60V	367.2	308.1	272.7	210.8	173.1	129.0	72.1	52.2
1.67V	341.8	289.0	257.3	200.0	165.2	123.7	69.4	50.4
1.70V	330.6	280.4	250.1	195.4	161.6	121.2	68.3	49.7
1.75V	310.2	265.0	237.6	186.9	155.1	117.2	66.4	48.4
1.80V	288.7	248.7	224.3	178.6	149.3	113.1	64.4	47.1
1.85V	251.5	214.8	192.6	155.2	130.8	100.9	58.6	43.3

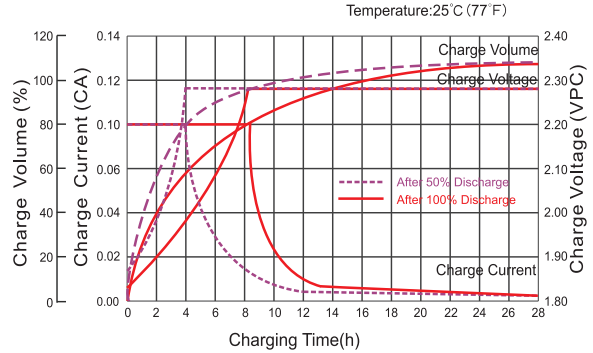
(Note) The above characteristics data are average values obtained within three charge/discharge cycle not the minimum values.



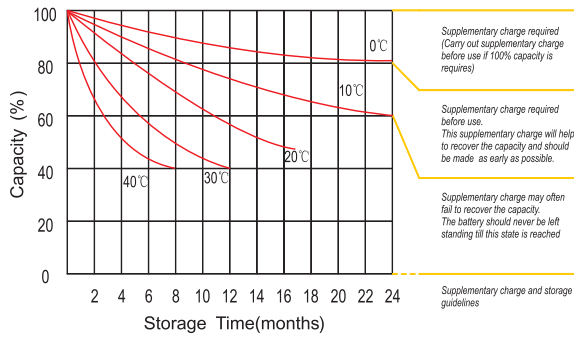
### Discharge Characteristics Curve



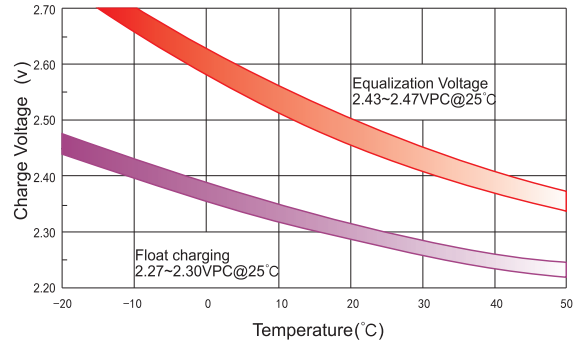
### Charge Characteristic Curve For Standby Use



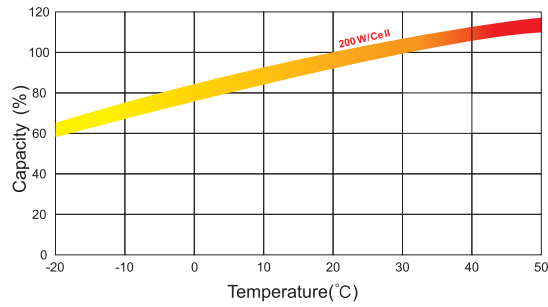
### Storage Characteristics



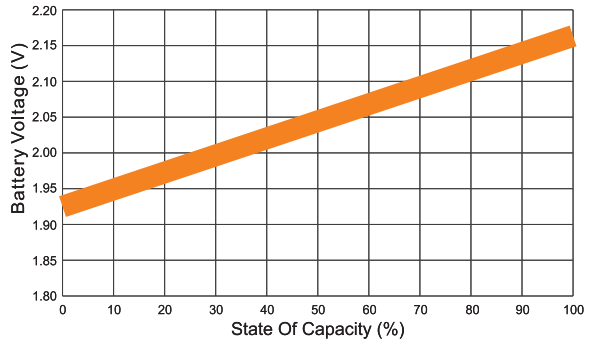
### Relationship Between Charging Voltage And Temperature



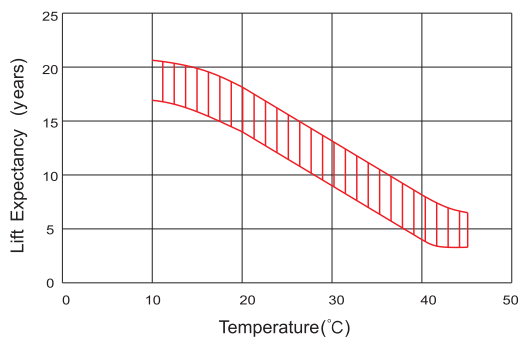
### Temperature Effects On Capacity



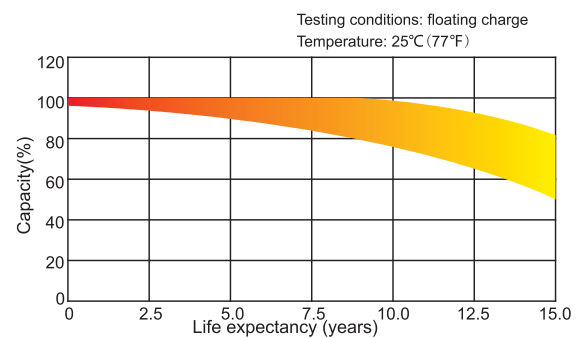
### Relationship of OCV And State of Charge (20°C)



### Effect Of Temperature On Long Term Life



### Life Characteristics Of Standby Use



(Note) All above information shall be changed without prior notice, Ritar reserves the right to explain and update the latest information