

Technical Specification for Outdoor Air Conditioner

Model: EACCB010X

AirSafe CB Series Cabinet Air Conditioner

Enersafe is a high – tech enterprise integrating research and development, production, sales and service, focusing on equipment environmental control. Its team has accumulated a great deal of experience in related fields. EACCB010X is a temperature – control product developed and designed for the heat dissipation of power cabinets. It provides a suitable temperature and humidity environment inside the cabinets to ensure the service life of the equipment within. This product features complete functions, high reliability, simple and convenient installation. It can operate once powered on, without complicated debugging.

Introduction

1000W outdoor cabinet air conditioner is an AC power system cooling product for multi-purpose remote intelligent control:

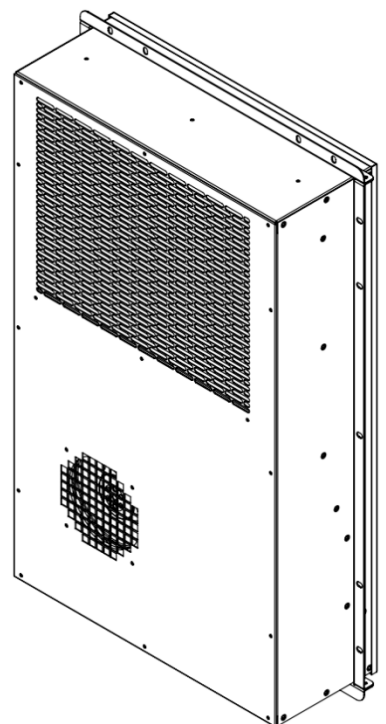
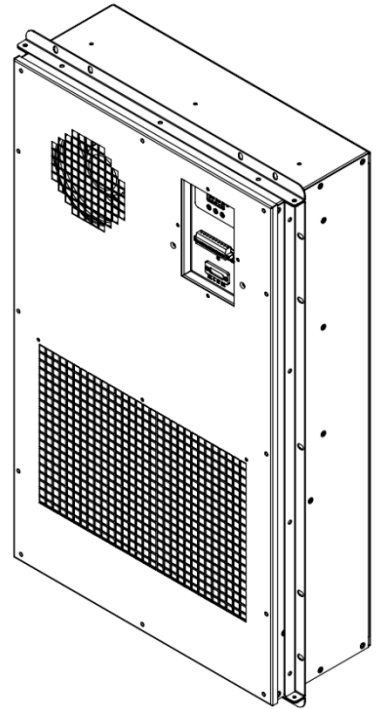
- Partial recess installation, making full use of space, easy to integrate with the cabinet
- Cooling capacity: 1000W@L35/L35
- Operation temperature: -40°C~55°C
- The other models needed, please contact Enersafe

Feature

- All metal housing, beautiful and durable
- Thin structure size, easy to use in smaller Spaces
- Coated heat exchanger, large distance design, with higher anti-corrosion and dust resistance
- Protection level: IP56
- Normally open and normally closed alarm input, greatly convenient access to the cabinet monitoring
- High and low temperature alarm signal output
- RS485 interface, remote monitoring function via MODBUS protocol
- Smart controller, easy to set parameters and view alarm information
- R134a environmental protection refrigerant, Rohs compliant
- Condensate evaporation function optional
- High reliability, 365 days/year uninterrupted operation for more than 10 years

Application environment

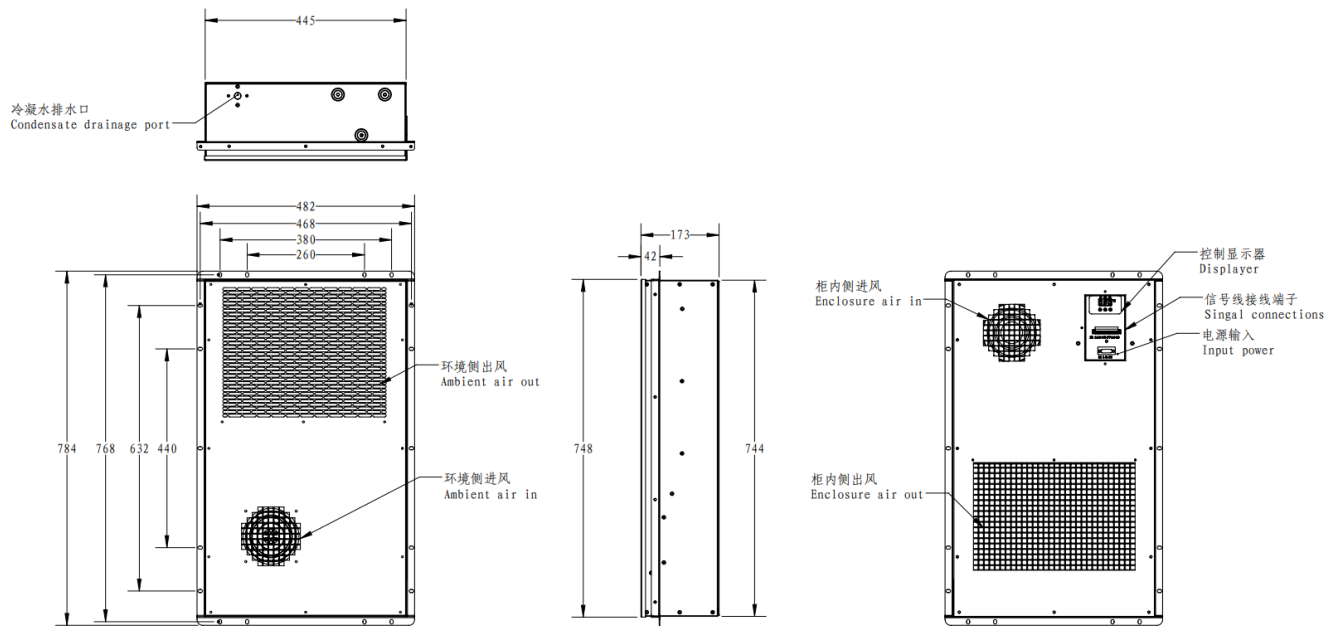
Outdoor application



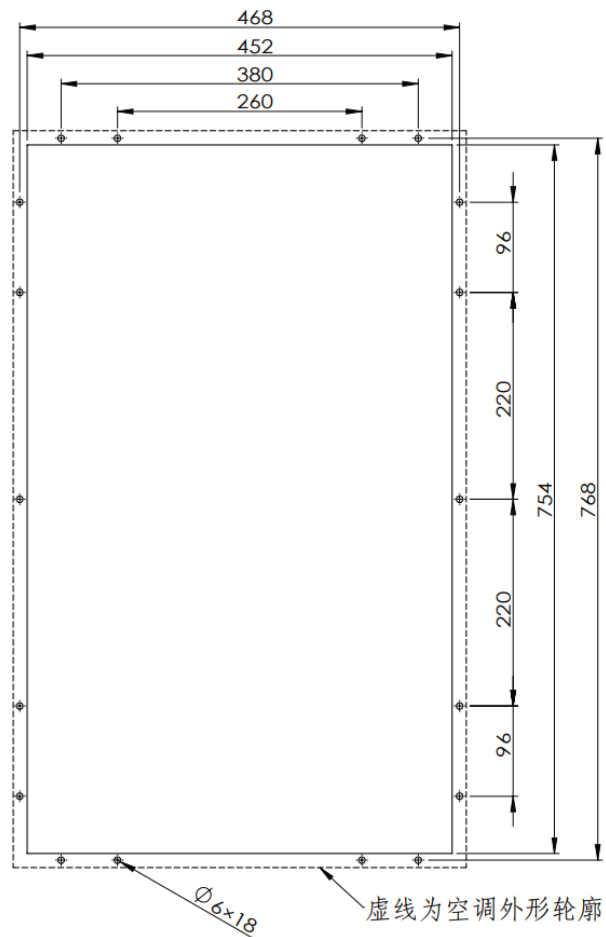
Specification

Model	EACCB010X	
Dimension		
Dimension（with flange）	mm	784*482*173
Dimension（w/o flange）	mm	744*445*173
Weight	Kg	25
IP code	IP56	
Surface	Painting RAL7035	
Cooling Performance		
Cooling capacity (L35/L35)	W	1000
Power consumption	W	420
Operation temperature	℃	-40～55
Airflow	m³/h	300
Noise	dB(A)	60
Refrigerant	R134a	
Condensate management	Optional	
Heating Performance		
Heating capacity	W	1000
Electrical Data		
Power supply	AC 230V+/-10% 50/60Hz	
Rated current	A	2.0
Max. current	A	3.5
Starting current	A	5.4

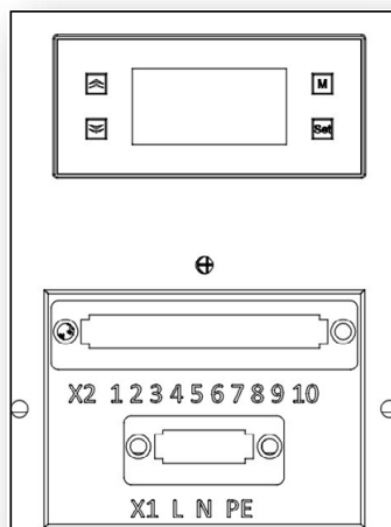
Model drawing



Cutout



Electric Diagram



Terminal 1

Port	Description	Comments
L	Live wire	Max. wire diameter: 2.5mm ²
N	Neutral wire	
PE	Gound wire	

Terminal 2

Port	Description	Comments
1	B-	RS485
2	B+	
3	NO	Normally open for alarm output
4	COM	Common for alarm output power
5	NC	Normally close for alarm output
6	COM	Common for high temperature alarm output
7	NC	Normally close for high temperature alarm output
8	COM	Common for input dry contact
9	NC	Normally close for input dry contact
10	/	NA